

# Report on the quality of life in Tuzla Canton 2019



**FONDACIJA  
TUZLANSKE  
ZAJEDNICE**

Darujte zajednici, darovali ste sebi !

# Introduction

## **Publisher:**

Jasna Jašarević, Executive Director

## **Preparation of texts and editing:**

Melika Mulaosmanović, Project Coordinator

## **Research Consultants:**

Ph.D. Meldina Kokorović Jukan, Dean at the Faculty of Economics, UNTZ

Ph.D. Jasmina Okičić, Associate Professor at the Faculty of Economics, UNTZ

## **Technical support:**

Andrijana Čajić, Project Assistant

Mladen Mijatović, Data Analyst

Goran Marković, Publication Design

## **Print:**

Printing company OFF-SET Tuzla

200 copies

The Vital Signs is a methodology providing periodical research of the general community vitality through monitoring of the situation, needs and opportunities to act in the areas influencing the quality of living of citizens. In 2019, the Foundation has implemented a research, using a licensed research methodology "Vital Signs" which was provided by Community Foundations of Canada, adjusted to the needs of many organizations. Today, this research is being carried out by many local development foundations, not only in Canada, but also in the UK, Brazil, Germany, Romania, and other countries.

By collecting information about the local community and monitoring for the years: 2015, 2016, 2017 and 2018, we are deepening our knowledge of the local communities in which we operate, and thus receive valuable tools for our Foundation, citizens, local authorities and all civic groups, who can develop innovative ideas for the advancement of our local communities based on this information.

We conducted a survey in the area of Tuzla Canton.

This report is organized into 10 areas of research that are important to the vitality of the community. Within each of the 10 areas, several indicators were selected to be collected from relevant data sources. Data show the real state of quality of life in the Tuzla Canton.

The data in the report are collected from relevant institutions that are collecting data in the community, other community surveys, and through surveys with citizens, for those indicators for which we were not able to extract data from the first two sources.

In addition to official, statistical data, an important component of the survey is the subjective sense of citizens about the vitality of the community, where citizens were consulted about the state of the community through civic forums and an online questionnaire "Assess the vitality of their community". The report also included some of the citizens' comments, that is, their personal contribution to the community.

We would like to emphasize that, as of 2015, most countries have started to align their national datasets with the UN Sustainable Development Goals (SDGs) as an Agenda that would implement the 2030 targets. The SDG framework enables countries and local communities to regularly collect data according to common global indicators for the purpose of periodically analyzing, reporting and monitoring the key indicators in different fields. The SDG framework follows 17 interrelated objectives that have been accepted by all UN Member States. They are a universal call for action to end poverty, protect the planet and ensure that all people enjoy peace and well-being by 2030.

More about the 17 Sustainable Development Goals, shown in the icons below, is available at:

[www.un.org/sustainabledevelopment/](http://www.un.org/sustainabledevelopment/)

©Fondacija tuzlanske zajednice  
2019 All rights reserved

Fondacija tuzlanske zajednice  
Pozorišna br. 13  
75000 Tuzla  
Bosna i Hercegovina  
Tel/Fax: +387 35 362 830/831

E-mail: [fondtz@fondacijatz.org](mailto:fondtz@fondacijatz.org)  
Web: [www.fondacijatz.org](http://www.fondacijatz.org)

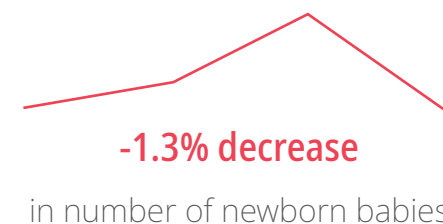





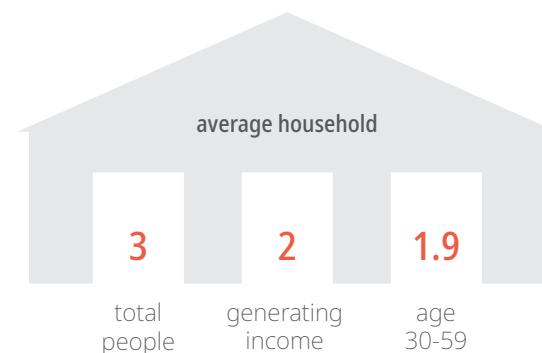
If TC were a place with a population of 100,000...

51 women	1 child is born annually	9 children in primary school	52 people vote on General Elections
49 men	1 person dies annually	4 children in high school	28 people are members of political parties
15 children up to 14 years	1 person moves in every 2 years	2 students enroll in college	14 youth is involved in youth associations
15 people age over 65	90 people live in own apartment/house	14 people have an university degree	4 people attended theater performances
2 people are displaced	88 households have an Internet connection	23 people are employed, our of whom 8 women	53 people donate to community

# Population Demographics of Tuzla Canton



Source: PHI



Source: Survey



**55%**  
married

**31%**  
single

**83.50%**  
percentage of single people in youth is much higher

Source: Survey

# Health and Recreation

1/20

citizen suffers from diabetes



4/20

citizens with cardiovascular diseases



Izvor: ZZJZ TK

1,159

citizens per one doctor



6,014

citizens per one dentist



Source: PHI

41%

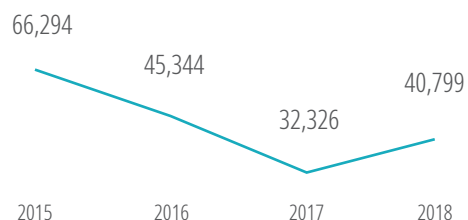
smokers

59%

non-smokers

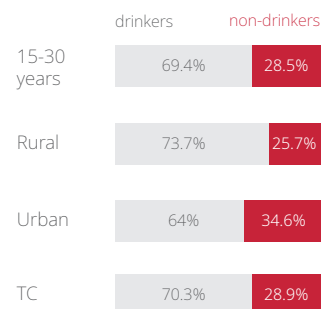


Source: Survey



Number of control and physical examination of school and university students

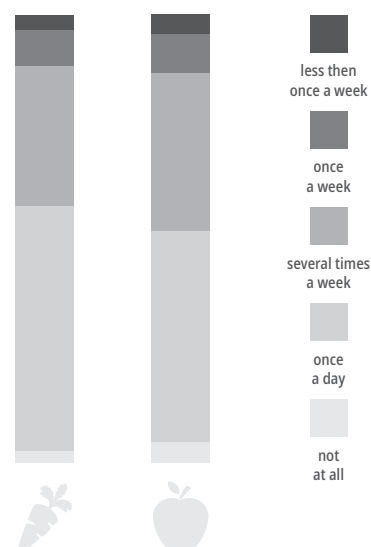
Source: PHI



Alcohol consumption within a month

Source: Survey

Fruit and vegetable intake



Source: Survey

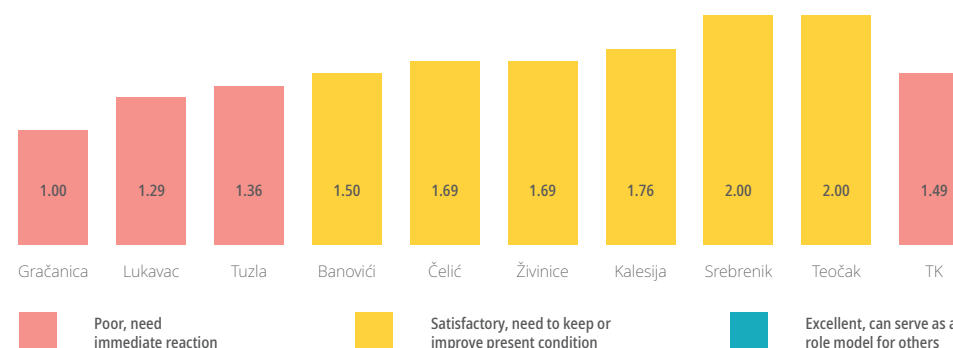
40% of respondents from urban areas

38% of respondents from rural areas

are not engaged in any physical activity



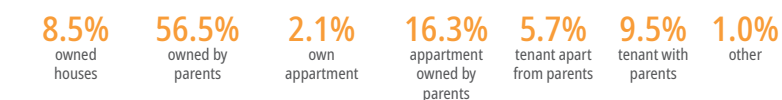
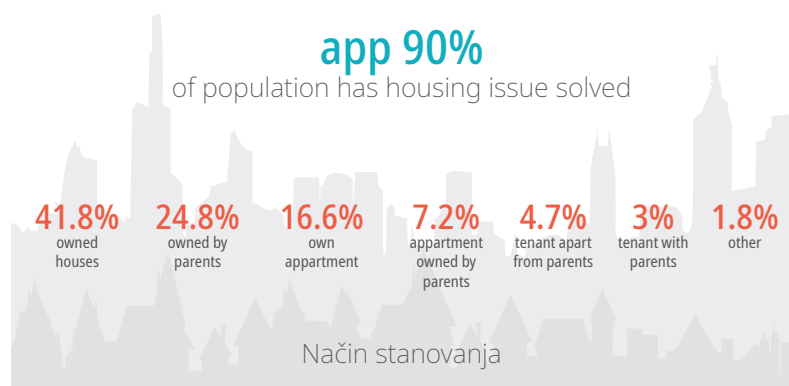
Source: Survey



Vitality assessment of "Health and Recreation"

Source: Survey, scale

# Housing



Way of living - youth 15-30 years old

Source: Survey

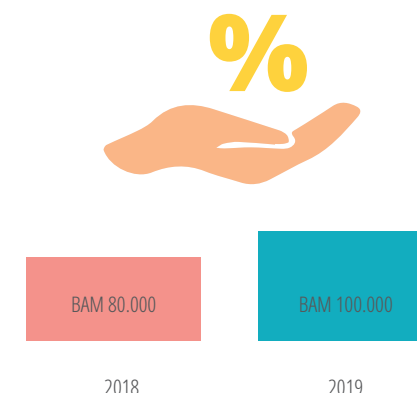


Utilization of municipal waste disposal services according to area of residence in TC

**57%**  
of Gračanica citizens are satisfied with maintenance and cleanliness of streets and public places

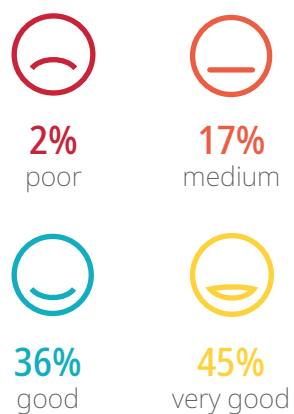
**55%**  
of Lukavac citizens are not satisfied with maintenance and cleanliness of streets and public places

Source: Survey




Allocation from the TC budget for interest rate subsidies for housing of young people

Source: Survey

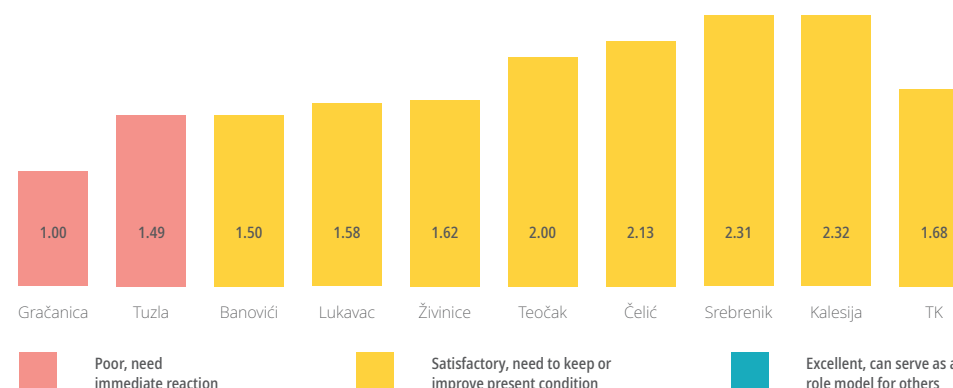


Self-assessment of housing quality



Size of living space



Source: Survey



Vitality assessment of "Housing"

Source: Survey, scale

# Gap between Rich and Poor



**21.4%** of respondents don't know, or doesn't want to comment the size of personal budget

Source: Survey

**64.7%**  
women



**53.5%**  
15-30 years



Contribution to household budget

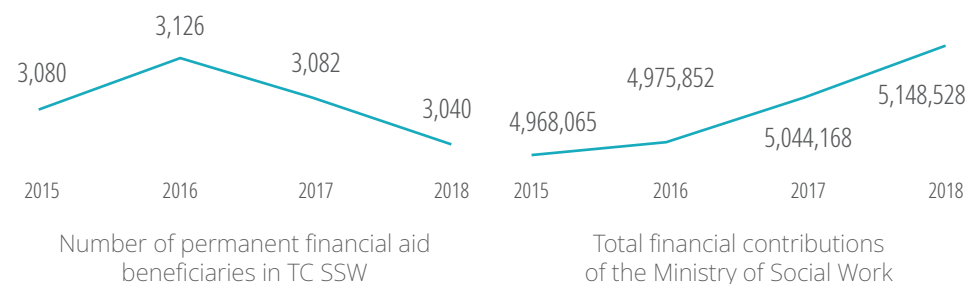
**88.5%**  
men

**84.8%**  
31-64 years

Subjective assessment of living standard

Living standard in the past three years **↓ 12%** **— 49%** **↑ 38%**

Source: Survey



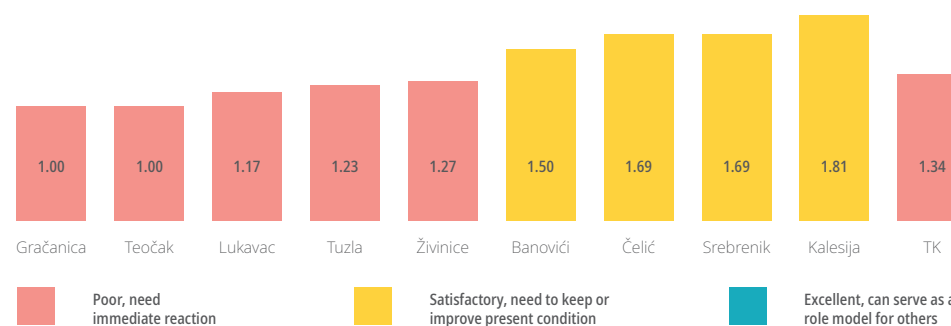
Source: TC Ministry of Social Welfare and Return



Households with at least one social aid beneficiary



Source: Survey



Vitality assesment of "Gap between Rich and Poor"

Source: Survey, scale

# Education and Lifelong Learning



↑ **2.2% growth**  
number of primary school students

↑ **1.2% growth**  
number of high school students

↓ **8.8% less**  
enrolled students

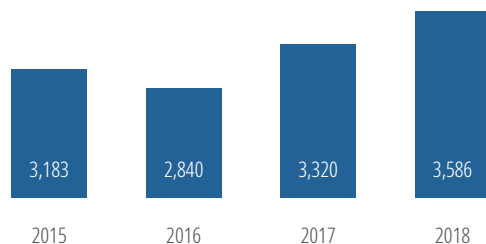
Education trend compared to 2017

Source: Pedagogical Institute TC

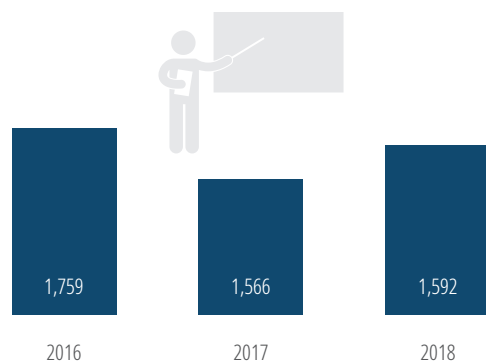


Number of children involved in inclusive education in primary schools in TC

Source: Pedagogical Institute TC



Number of teachers in Primary schools in TC (without Associates)



Number of teachers in High schools in TC

Source: Survey

**12%** of households do not have Internet access

**31.1%** uses Internet for entertainment purposes



Source: Survey

Informal education

34.8% English  
28.1% None  
22.6% German  
6.3% Russian  
1.7% Turkish  
1.5% Spanish  
1.4% Italian  
1.1% French  
1.0% Other  
0.9% Arabic  
0.8% No reply

Knowledge of languages of TC citizens

Source: Survey



**29%** of respondents attend a German language course

Yes

11%

No

89%

Attending a course or a training outside of regular education



Source: Survey



Vitality assessment of "Education and Lifelong Learning"

Source: Survey, scale

# Security and Safety



Source: PHI



Source: MIA


**1/5** of disruption of public order and peace in TC during the period 2015-2018 happened in Tuzla

**54%** vehicles stolen in TC during the period 2015-2018 were stolen in Tuzla

Source: MIA



Source: Vive Žene



Percentage of calls to 122 and 123 in TC

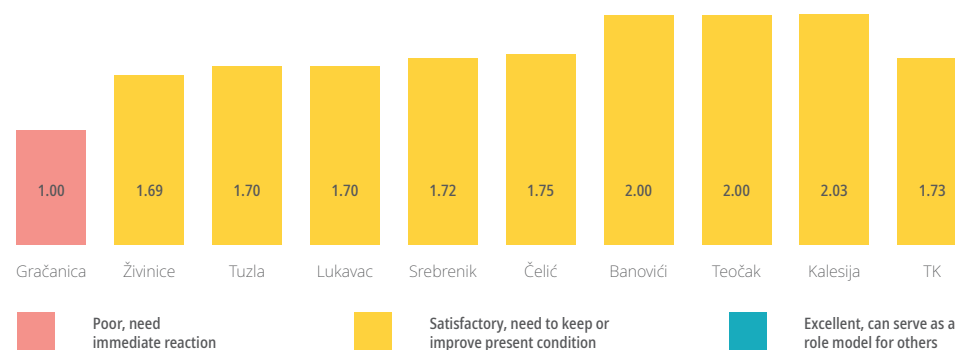
**2,380**  
Tuzla

**1,065**  
Živinice

**787**  
Gračanica

Municipalities with the largest number of injured in car accidents in period 2015 - 2018

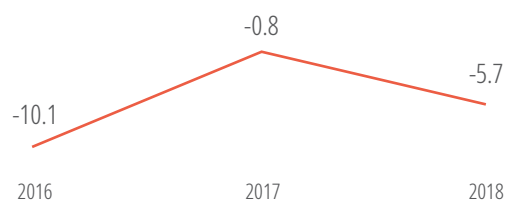
Source: MIA



Vitality Assessment of "Security and Safety"

Source: Survey, scale

# Getting Started and Migration



Trends in the number of displaced persons and refugees in TC (% compared to the previous year)

**128**  
displaced persons and refugees have successfully returned to TC during the period 2015-2018



Source: TC Ministry of Social Welfare and Return



**69%**  
women

**72%**  
people over 66 years of age

**do not feel** a subjective fear of migrants

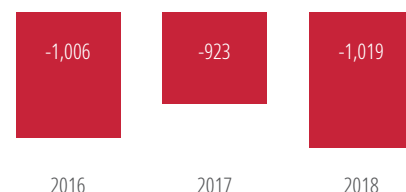


Source: Survey



**only 32%**  
of youth, age 15-30 in TC is employed

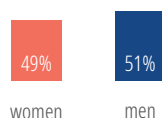
**app 40%**  
of young people (15-30 years old) would leave B&H tomorrow for study, if were given the opportunity



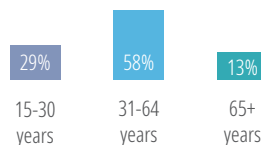
Migration balance in TC

Source: Survey

Source: Survey



The desire to help migrants in relation to age and gender



Source: Survey

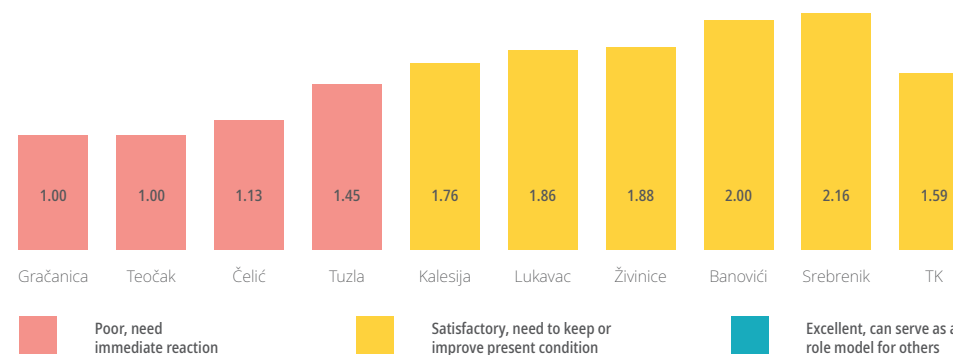
**Čelić**

is a municipality whose residents have shown the greatest desire to help migrants



**1 of 2 TC residents**  
states that he/she has seen migrants over the last year

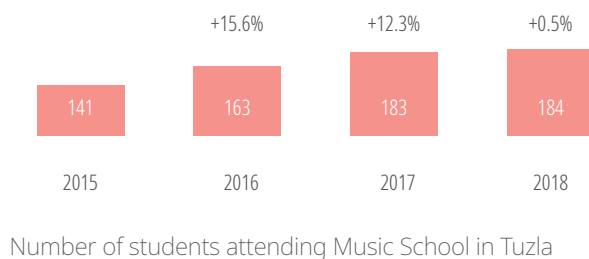
Source: Survey



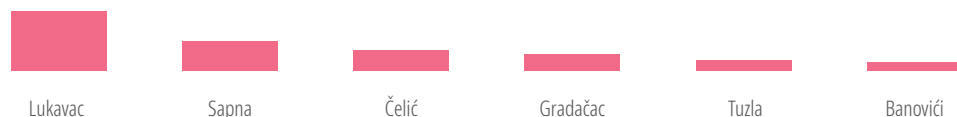
Vitality assessment of "Getting Started and Migration"

Source: Survey, scale

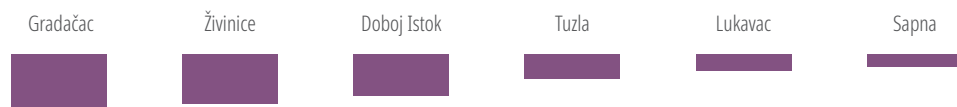
# Culture and Arts



Source: TCF



The municipalities whose households spent the most money last year to buy books and magazines



Source: Survey

BAM 3,016,080

2017



BAM 3,752,841

2018


Annual investment in culture by Institutions founded or co-founded by TC

Source: TC Ministry of Culture, Sport and Youth

During 2016, in Tuzla Canton, there were performed

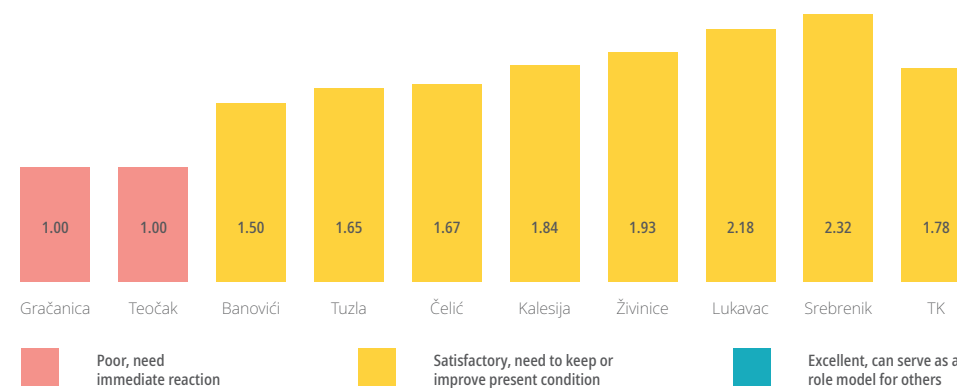
233 theater performances

38,220 visitors to the performances



Total attendance at theatrical plays in Tuzla

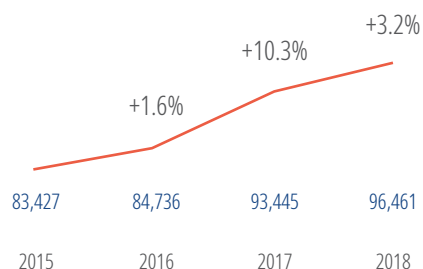
Source: TCF



Vitality assessment of "Culture and Arts"

Source: Survey, scale

# Labor, Employment, Economy and Entrepreneurship



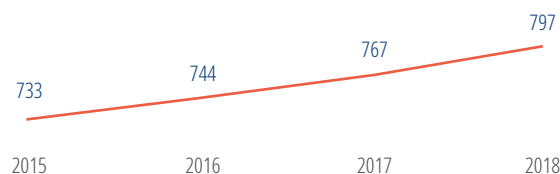
Trend of average number of employed during the period 2015-2018



**19.3%**  
employment rate in TC in 2018

**15.9%**  
unemployment rate in TC in 2018

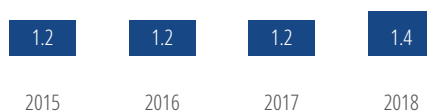
Source: TCEB



**BAM 797**

average net salary in 2018 which is **9%** higher in relation to 2015

Source: TCF



number of employees per pensioner in TC

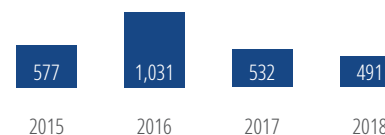
Source: FBPD

**86.1%**

respondents **haven't** tried to start their own business in the past year



Source: Survey



Number of registered craft businesses in TC

Source: Chamber of Crafts TC



**11.5%** average export rate growth of TC companies for the period 2016-2018

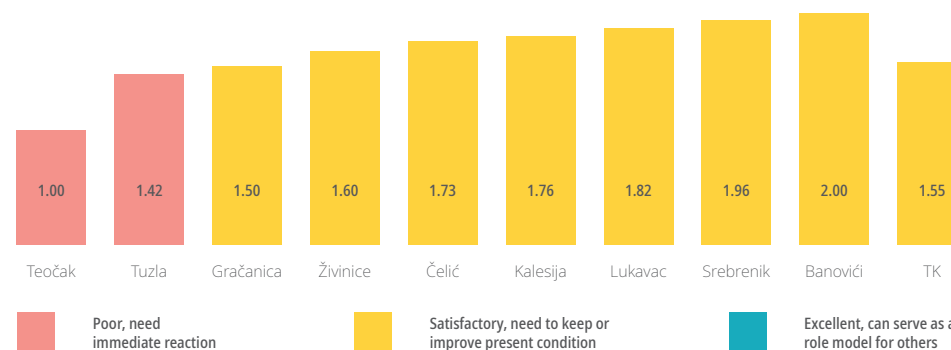
Source: Cantonal Chamber of Commerce



**4%**  
growth in number of domestic tourists in TC for 2015-2018

**12.3%**  
growth in number of foreign tourists in TC for 2015-2018

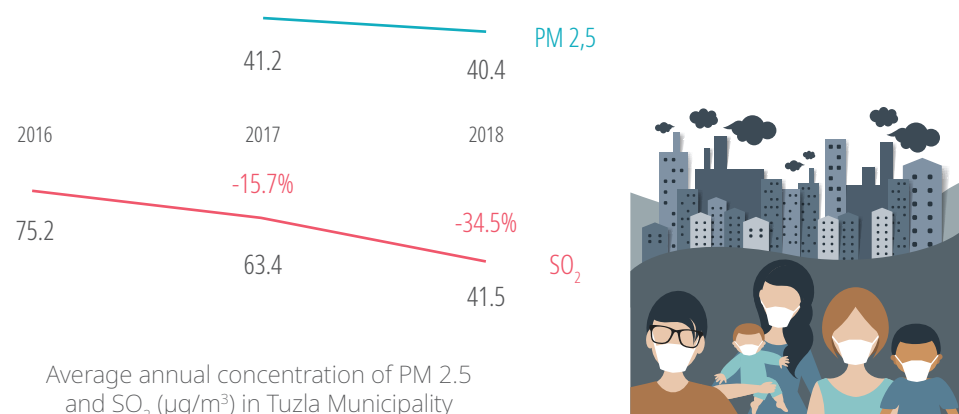
Source: TC Ministry of Trade, Tourism and Traffic



Vitality assesment of "Labor and Employment"

Source: Survey, scale


# Environment and Environmental Protection



Čelić has the highest arable area per capita (**0.52 ha**)

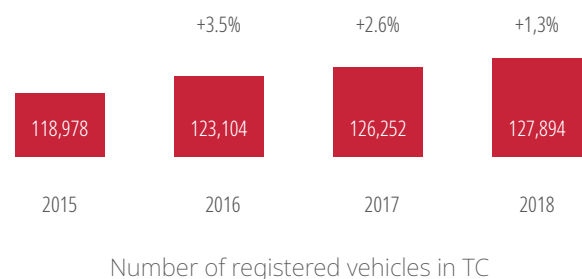
Kladanj has the greatest per capita forest area (**2.13 ha**)

Source: TC Ministry of Urban Planning



Satisfaction of TC inhabitants by appearance of parks and other green areas in the local community

Source: Survey



Source: TCF

**40%** of citizens use public transportation

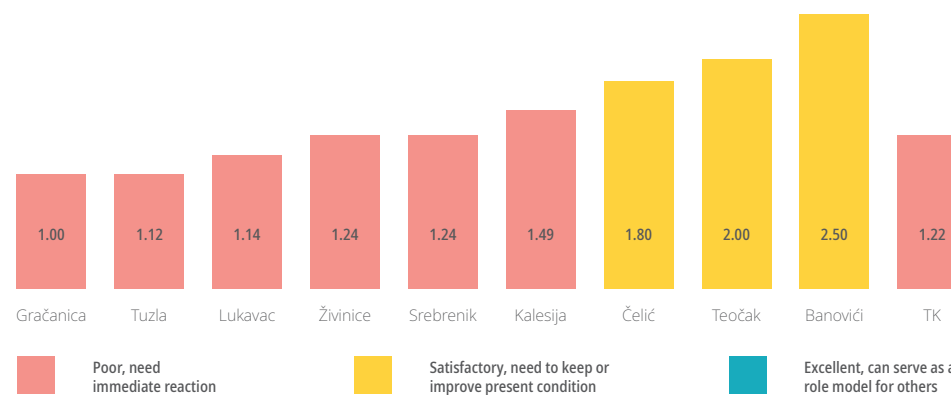
**52%** of citizens go to work by car, out of which **73%** do not share transportation



Suspected mine area

Source: Survey

Source: MAC



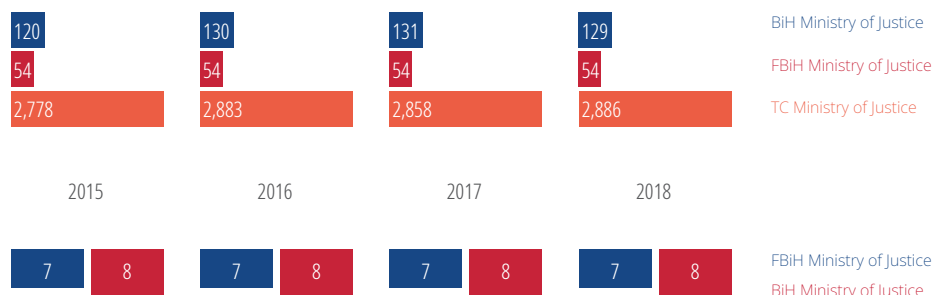
Vitality assessment of "Environment and Environmental Protection"

Source: Survey, scale

# Belonging and Leadership

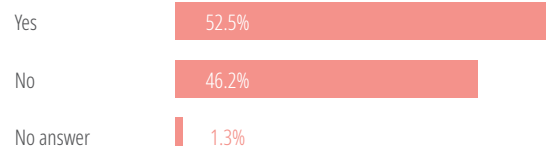
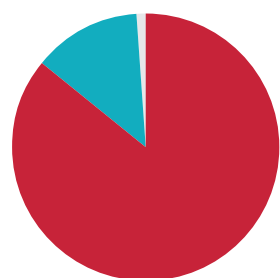


Registered Associations



Registered Foundations

Source: BiH Ministry of Justice, FBiH Ministry of Justice, TC Ministry of Justice



Contributing, donating and participation of TC citizens in humanitarian activities

No Yes No answer

Volunteering, contributing to community by volunteer work



Source: Survey

**27.7%**  
of TC citizens  
are members of a political party



**10%**  
of TC citizens are members of a religious organization

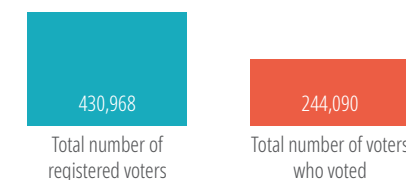
**13.7%**  
of TC citizens are members of a youth organization

**5.3%**  
of TC citizens are members of human rights and humanitarian aid organizations

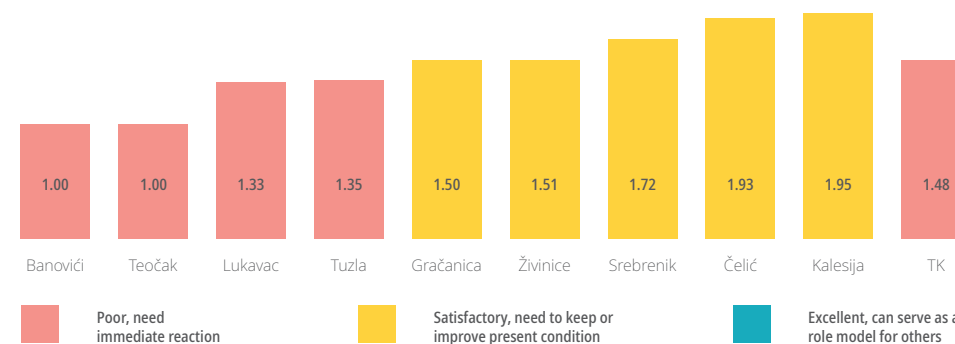
Source: Survey



**56.64%**  
turnout rate for local elections in 2016



Source: CEC BiH



Vitality assessment of "Belonging and Leadership"

Source: Survey, scale

and organizations who participated in the consultation process, providing expert opinion and guidance on the preparation of the report, as well as providing many data and information contained in the report. Special thanks to the citizens of Tuzla Canton, who gave their opinion on the vitality of their city/municipality through the status assessment questionnaire and civic forums.

### Briefly about the Tuzla Community Foundation

Established in 2003 by the citizens of Tuzla, Tuzla Community Foundation was the first community foundation in Bosnia and Herzegovina aiming to support development of local community. Through creation of partnerships with international donors, civil society organizations, governments, socially responsible companies, families and individuals, we are committed to community development and better living conditions by building long-term, independent funds that will serve communities today and in the future.

### Our vision

Our community is a perspective community of active citizens who create sustainable and safe future for all generations, through their participation and own resources.

### Our Mission

The Tuzla Community Foundation supports participation of citizens in the democratic community development through networking and partnership, inclusion and empowerment of youth, and co-financing of civic initiatives for sustainable community development.

By promoting a culture of donating and volunteerism, we pool and direct donations on activities aimed to improvement of living conditions in TC.

### The Project Team

1. dr. Ph.D. Meldina Kokorović Jukan, Consultant on 1st Research, Dean at the Faculty of Economics, University of Tuzla
2. dr. Ph.D. Jasmina Okičić, Research Consultant, Associate Professor at the Faculty of Economics, University of Tuzla
3. Jasna Jasarevic, Executive Director of the Tuzla Community Foundation
4. Melika Mulaosmanovic, Vital Signs Project Coordinator
5. Andrijana Čajić, Assistant on the Vital Signs project
6. Mladen Mijatovic, Data Analyst
7. Goran Marković, Publication Design



### Expert Support for the Research

1. Abir Hadžić, Head of Department for Analytics and Planning, MIA TC
2. Aida Pasic, Head of Sector, Institute of Public Health TC
3. dr. Amir Azabagić, Expert Advisor, Ministry of Health TC
4. Amra Imamović, Expert Advisor for GIS System Establishment and Maintenance, Ministry of Urban Planning and Environmental Protection of TC
5. Dželmina Huremović, Assistant Minister for Trade and Tourism, Ministry of Trade, Tourism and Transport of TC
6. Džemila Agić, Director, Center for Ecology and Energy Tuzla
7. Eldina Čustović, Expert Advisor, Economic Development and Social Services, Tuzla City
8. Erna Kusturica, Assistant Minister for Development, Ministry of Economy TC
9. Fikret Vrtačić, Head of the Department of Education and Science, Ministry of Education and Science of TC
10. Jasminka Tadić Husanovic, President, Center for Support to Organizations "Censor" Tuzla
11. Suada Selimovic, Expert Advisor, Ministry of Labor and Social Policy TC
12. Mehdi Selimovic, Expert Advisor for the PM group of subjects, Pedagogical Institute TC
13. Nisveta Osmić, Assistant Minister for Entrepreneurship and Crafts, Ministry of Economy TC
14. Pamela Bukvić, Assistant in Administration, Vive Žene Tuzla
15. Selma Delić, Head of Tuzla Bureau, Employment Bureau TC
16. Suvad Zahirović, Executive Director, IC Lotos Tuzla
17. Vedrana Dautović, B.Sc. social worker, Agora Tuzla

## HOW TO USE THE VITAL SIGNS REPORT



READ



SHARE



DISCUSS



RESEARCH



ACT



SUPPORT



INVITE THE POLITICIANS



CONTACT US



[www.vitalniznaci.ba](http://www.vitalniznaci.ba)



We are grateful to our donor, the Global Fund for Community Foundations, for supporting our work and publishing the publication.



The Vital Signs trademark is used with the permission of Community Foundations of Canada.